


Ongoing Reporting - Yarrowonga College P-12

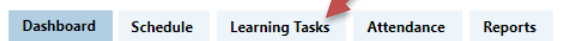
Providing parents with regular snapshots of their child's learning and development

INFORMATION GUIDE- Section 6

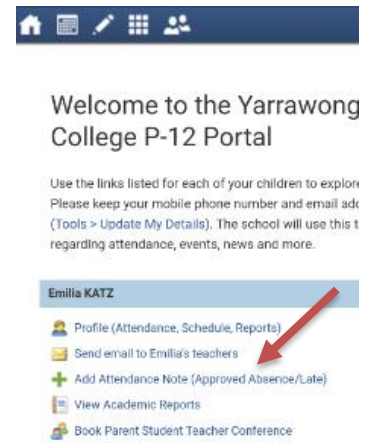
How do I access my child's learning tasks and assessment rubrics on Compass?

From the Compass app on your phone or tablet:

1. From the main menu (3 horizontal lines)  choose 'Open in Browser'.
2. Choose 'Profile' under your child's name.
3. Click on the 'Learning Tasks' tab.



4. Open the Learning Task (tap on bolded heading for the task you want to view).
5. Once the Learning task is open, double click the rubric icon to view it.



From a computer, laptop or tablet:

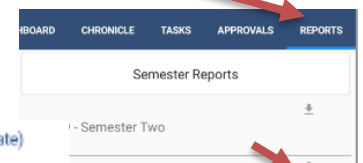
1. Open the Compass site - <https://yarrowonga-vic.compass.education/> and login.
2. Follow from instruction 2 above.

How do I access my child's Interim and Summary reports on Compass?

Reports can be accessed from the Compass App or the website.

On the app, choose 'Reports' then download the report you wish to view.

On the website, choose 'View Academic Reports' and click on the report you wish to view, and it will download.



Can I print my child's report?

Once downloaded, Summary Reports and Interim Reports can be printed.

What if my child is completing VCE, VCAL or VET and they require a written comment to support a University, TAFE or job application?

As semester and end of year reports will not have a written comment, VCE, VCAL and VET teachers are happy to write a reference to support any further education or job applications if required. Please speak to your child's teacher/s or year level co-ordinator.