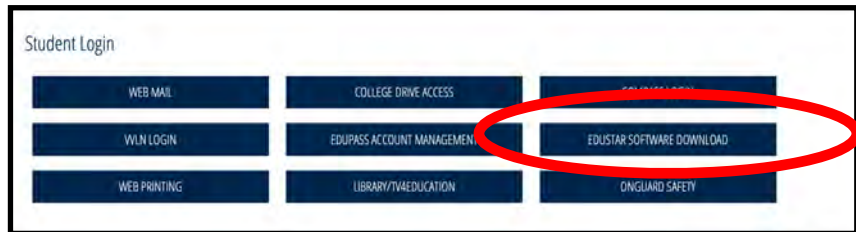


Office 365 - Sign-in Online User Guide



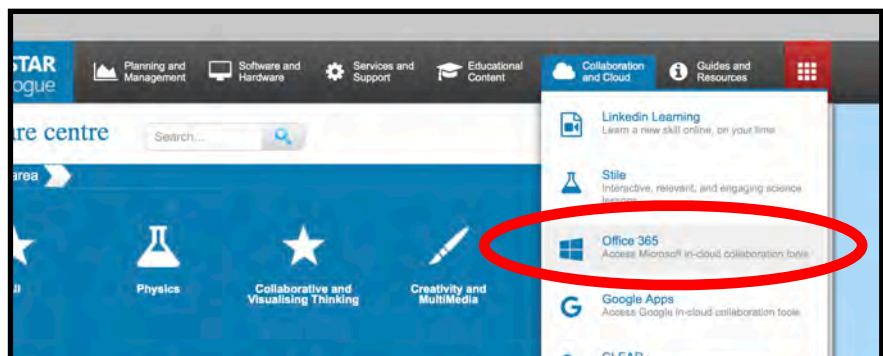
1. Go to Student Login Page on Yarrowonga College P-12 website. Click on Edustar Software Download link.



2. Sign-in when requested using your eduPASS login credentials.

Use your IT Services Sheet to find your user name.

If you've forgotten your password, you'll need to get them reset, unless you have it saved.



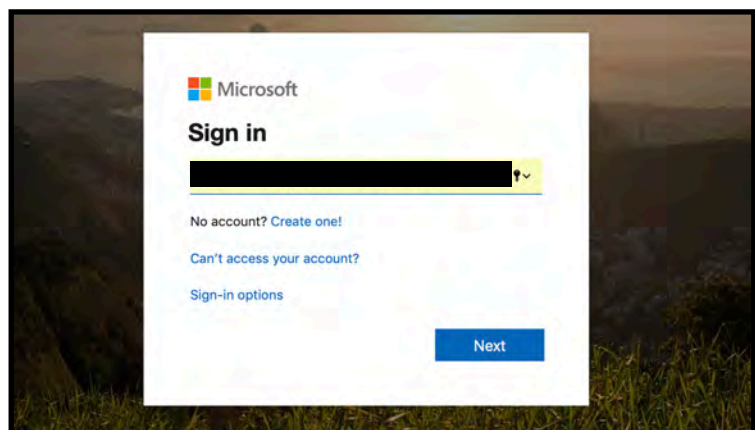
Click on Office 365 in the Collaboration and Cloud menu.

3. Sign into O365 using your DET email address from your IT Services Sheet.

This is a combination of your eduPASS username followed by:

@schools.vic.edu.au

You'll also be prompted for your eduPASS password again.



4. Once you're in you should be able to save your password and FAVOURITE or BOOKMARK the link in your browser to enable direct access in future.

